

TOKANUI

Community Response Plan



Southland has NO Civil Defence sirens

(fire brigade sirens are not used to warn of a Civil Defence emergency)

Please take note of natural warning signs as your first and best warning for any emergency.



Tokanui Community Response Plan 2020

Find more information on how you can be prepared for an emergency

www.cdsouthland.nz

If you'd like to become part of the Tokanui Community Response Group please email community@cdsouthland.nz

In the event of an emergency, communities may need to support themselves for up to 10 days before assistance arrives

Community Response Planning

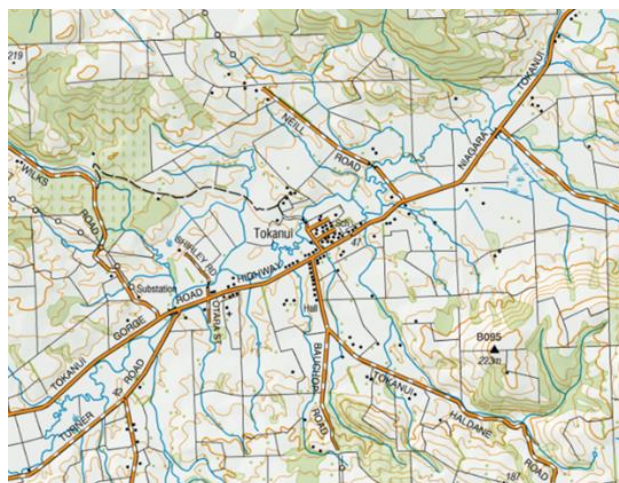
The more prepared a community is, the more likely it is that the community will be able to look after themselves and others. This Plan contains a short demographic description of Tokanui, information about key hazards and risks, information about Community Emergency Hubs where the community can gather, and important contact information to help the community respond effectively. Members of the Tokanui Community Response Group have developed the information contained in this plan and will be Emergency Management Southlands first points of community contact in an emergency.

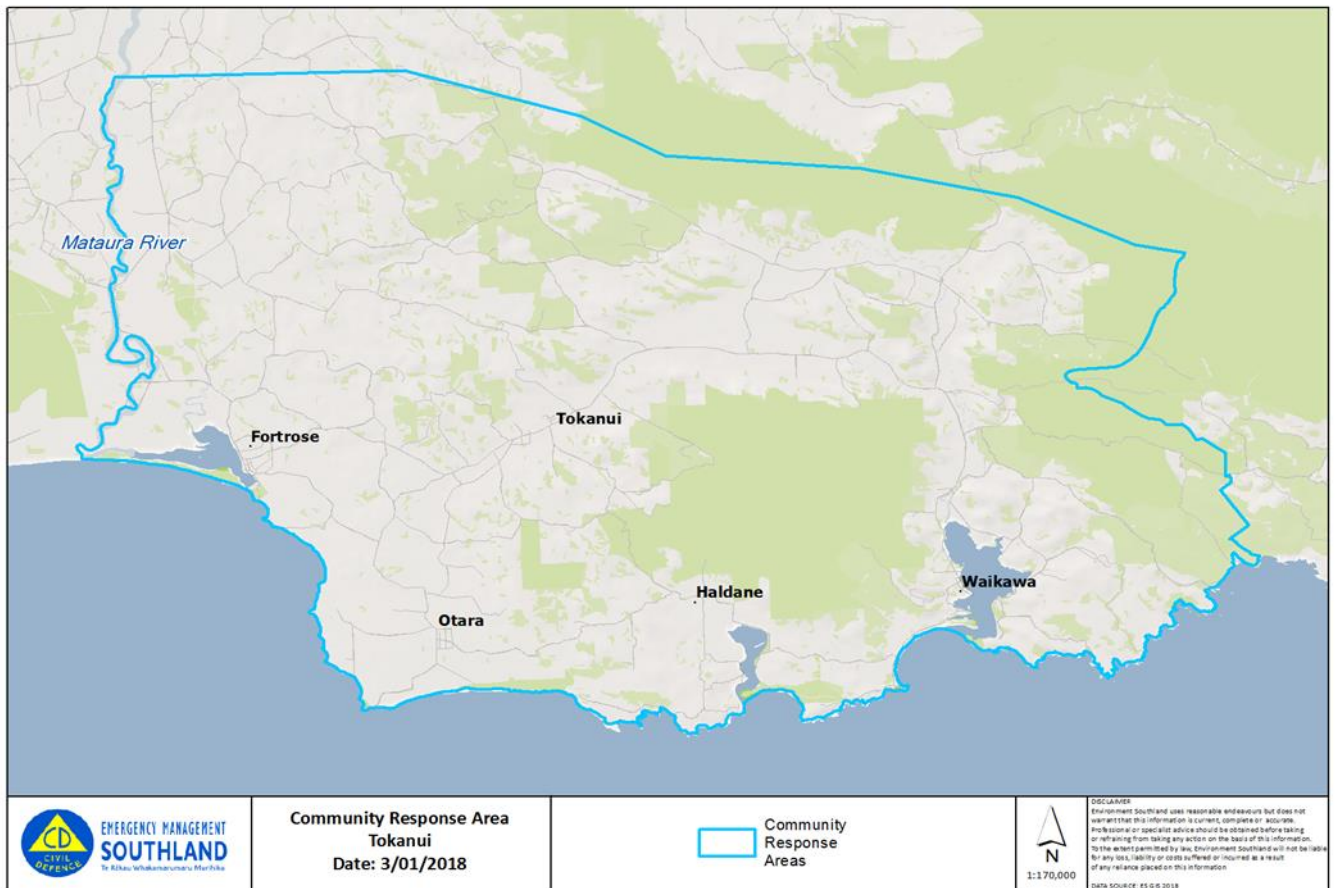
Demographic details

Tokanui is a community in eastern Southland, located on the Southern Scenic Route about 55 km east of Invercargill and 109 km southwest of Balclutha.

The broad geographic area for this Community Response Plan includes the coastal and should be used in conjunction with the Tokanui Coastal Community Response Plan.

- Tokanui is contained within the Southland District Council area and is represented by the Waihopai Toetoe Community Board.
- The Toetoes area has a population of approximately 1644
- Tokanui township has a population of approximately 160
- Agriculture, forestry and construction are significant employers in the area;
- There are Fire Brigades in Tokanui, Waikawa and Waimahaka.
- The Tokanui Medical Centre is a Nurse Led Clinic situated in Tokanui.





This plan is not to limit the area but to give an indication of the extent of the geographic district. Flexibility needs to be maintained considering that a specific disaster may render existing geographical boundaries irrelevant.

Hazard and Risk information

Potential hazards and risks for the Coastal Tokanui area include:

Flooding

- Tokanui township has been affected by flooding from the Tokanui River in the past and is indirectly affected by flooding from the Matura River. The Southern Southland area is bounded by the Matura and Waikawa Rivers which can cause potential isolation during a major flooding event. The Titiroa Stream can also be an issue during a flooding event.

Earthquake

- Like much of the South Island, Tokanui would be affected during an Alpine Fault earthquake, the most likely impacts for the area would be loss of lifelines causing loss of communication, water supply, water waste disposal, rubbish collection, power and road and bridge disruption. Liquefaction is also a secondary hazard for all of Southland.

Tsunami

- The coastal area of Southland is at risk of Tsunami. If an earthquake is long or strong then those in low lying coastal areas need to evacuate immediately. **DO NOT WAIT FOR OFFICIAL WARNING.** See [Coastal Plan](#)

Road Infrastructure damage

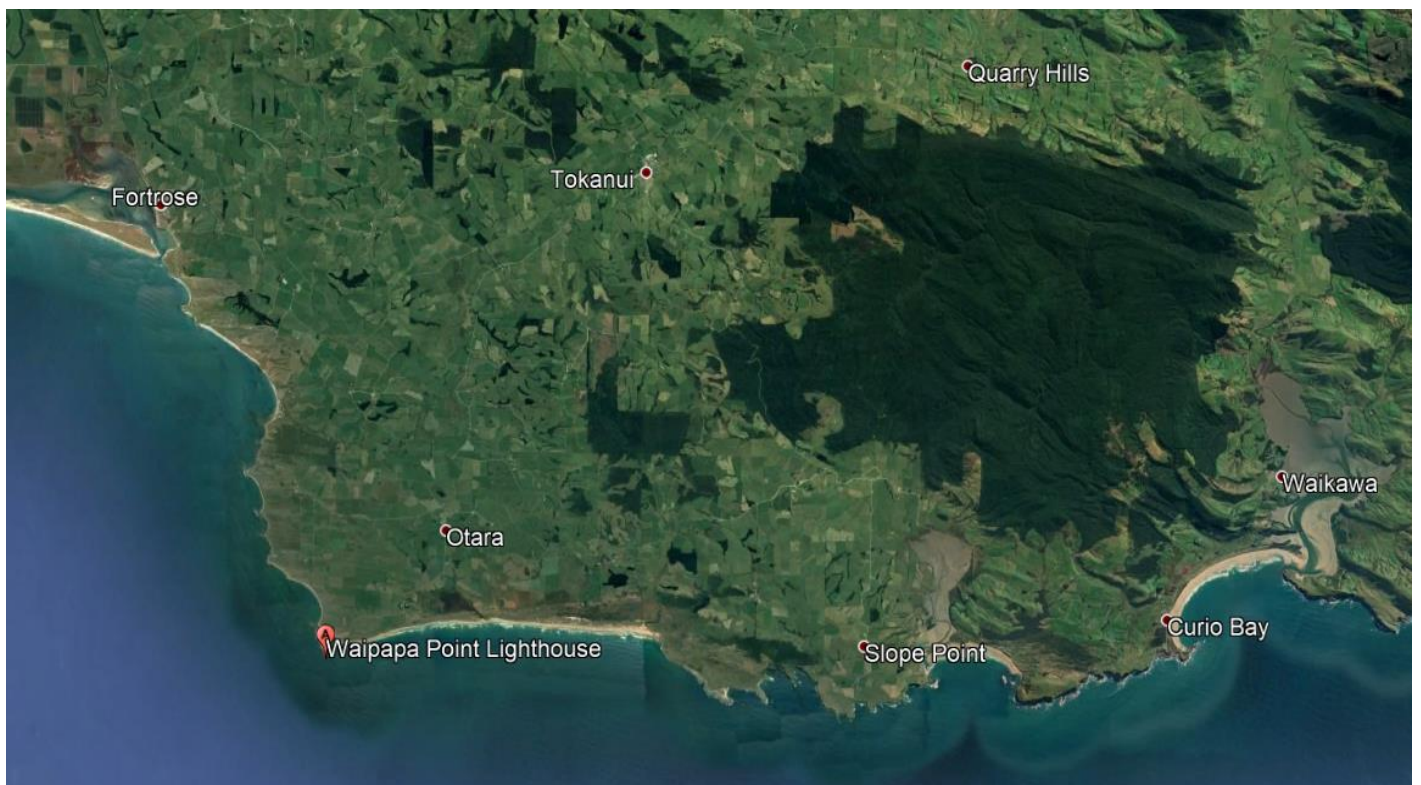
- The coastal area is a popular destination for tourists and locals. Any roading infrastructure damage can cause major isolation for the community living in this area.

Agricultural and biosecurity

- The entire area is predominantly agriculturally based. Any impacts to livestock or land use could have major economic and health impacts especially around psychosocial impacts.

Identified potential vulnerable sub communities

- Home based childcare providers;
- Primary Schools – Tokanui Primary School 1 – 8 (approx. 120 roll),
- Preschool – Toi Tois Playcentre 0-6yrs
- Elderly in the community;
- Rurally isolated people including migrant employees;
- Tourists;
- People with disabilities;
- People with life threatening medical needs – the DHB and local medical centre can source this information if needed;



Community Emergency Hubs

Community Emergency Hubs provide pre-identified places where the community can gather in the event of an emergency. Not all Hubs will be suitable during an emergency, and it is up to the community to decide at the time. It is possible that a new venue will need to be found, but the concept of a location where the community gather is vital during a response as people seek immediate support, shelter, comfort and information.

Each pre-determined location will be provided with a hub guide and be able to access advice from Emergency Management Southland if they require further information or support.

Community Emergency Hub locations identified by the community are:

- Tokanui Tavern, 18 McEwan St, Tokanui
- Tokanui Memorial Hall, 42 Tokanui- Haldane Rd, Tokanui
- Lions Hall, 38 Tokanui- Haldane Rd, Tokanui
- Tokanui Rugby Club, 81 Turner Rd, Tokanui

Don't forget, if you are opening a hub, you can bring some basic resources with you such as:

- Tea and coffee
- Milk and biscuits
- Toilet paper
- First aid kits
- Torches

Community Emergency Radios

VHF radios have been placed out in communities throughout Southland to provide an alternative means of communication. There are a few channels programmed in (including digital and simplex) and you will be able to talk to the Emergency Coordination Centre in Invercargill and other community groups in Southland.

Radios are stored at

- Tokanui Fire Station
- Waikawa Fire Station

Key identified local resources

Southland District Council

Organisation	Phone	Other details
Water Treatment Plant (SDC)	0800 732 732	Water and Waste Services Staff at SDC
SDC Office	03 0800 732 732	www.southlanddc.govt.nz
SDC Community Partner		
Southland District Council Councillor	0800 732 732	SDC Office Paul Duffy Julie Keast
Waihopai Toetoe Community Board		Pam Yorke Emily Butters

Schools, Medical and Community Organisations

Organisation	Phone	Other details
Tokanui School	03 246 8738	office@tokanui.school.nz
Tokanui Medical Centre	03 246 8850	
Toi Tois Playcentre	03 246 9695	toitois@Playcentre.org.nz
Tokanui Toy Library		
Tokanui Service Centre	03 246 8808	

Additional Resources

Organisation	Phone	Other details
Tokanui Food Centre	03 246 8876	
GAS Tokanui	03 246 8808	
Robinson Excavating	03 246 9695 / 027 634 7827	
Johnstone Contracting	027 454 9024	
Bucks Building	027 436 9438	
Catlin Coast Building Ltd	022 534 7415	
McMaster Building Ltd	027 373 2848	
Keast Electrical	027 246 8411	
Laser Plumbing	03 246 8896 022 677 3187	Brad
Brunton Engineering	03 2468512 / 0272468511	
P.R Contracting - Building	03 246 8580 / 027 227 5115	
Kapuka Transport	03 246 8737	
Titiroa Transport	03 246 9726	
Waimahaka Garage	03 246 9869	
Southern Southland Contracting	03 246 8776	
Waikawa Freight	027 221 7179	
Callahan Transport	03 246 8494	
Cathedral Caves	03 415 8013	Robyn Shanks
Niagara Falls Café	03 246 8577	Sue
Q&J Strang Contracting	03 246 8417 / 027 246 8417	
Waikawa District Museum	03 246 8866	
Stronach Brothers -Fishing Boat		

Community Response Group Contact Lists

Emergency Management Southland

Duty Advisor	03 211 5411	0800 768 845	ems@cdsouthland.nz
Community Advisor	Mallory Wood (1) Mallory Wood (2)	021 311 391 027 201 3762	mallory.wood@cdsouthland.nz

Key local emergency service contacts

Police	Southland District Police	03 211 0400	Emergency number: 111 Non-emergency number: 105
Police	Julie Russell	03 206 2160	
Police	Nick Herbert	03 206 2160	
Fire	Tokanui	03 246 8748	Ricky Poole- CFO Fire Station Landline
Fire	Waikawa	03 246 8580	Ross Bergius- CFO
Fire	Waimahaka		Steve Hill- CFO
Search and Rescue (LandSAR)	Tokanui		Todd Lyders Ann Callahan

Community Emergency hub key holders

Tokanui Tavern	Jo-Anne Leith		Tokenuitavern@xtra.co.nz
Tokanui Rugby Club	Daryl Johnston	03 246 8867	Rooms: 03 246 8701
	Jake Callahan	03 246 8388	
	Roger Buckingham	03 246 8434	
RSA Lions Hall			Key at Shop
Tokanui Memorial Hall	Sandra Earwaker		

Community Response Group members

Leona Brunton			
Julie Keast			
Serena Lyders			
Robert Brunton			

Todd Lyders			
Paul Duffy			
Ricky Poole			
Ross Bergius			
Cindy Dean			
Alan Crosswell			
Emily Butters			
Daryl Johnstone			
Steve Hill			
Jo-Anne Leith			
Greta Buckingham			
Judy Leith			
Mike Bashford			
Jim Gillespie			
Pamela Callahan			
Winston Callahan			
Rob Hughes			
Julie Clarke			
Martin Cowie			
Kiriana Scobie			
Colin McDonald			

Community Response Groups into Recovery

Community Response Groups will be vital during the recovery of a community. They will be able act as a connection between the community and the recovery team. They will have key local knowledge and understand the effects of decisions on the local community. They will be able to identify areas of the most importance to the community and suggest ways to work towards the community's end goals. The process around community recovery will be described in greater depth in the Southland Recovery Plan.